

C-TR-C-FP14 Series

LED Flat Panel - 1'x 4'

Replaces up to 4 x F17T8 | 3 x F32T8



LOW PROFILE DESIGN, EASY INSTALLATION, FULLY BACKED BY CREE LIGHTING

Reliable, versatile and stylish – that’s C-Lite LED Flat Panels. C-Lite LED Flat Panels deliver brighter light and bigger savings, and are fully tested and backed by Cree Lighting.



PRODUCT SPECIFICATIONS

OVERVIEW

- Initial Delivered Lumens: Up to 5025 Lumens
- CRI: 80
- CCT: Warm White 3500K, Neutral White 4000K, Cool White 5000K
- Mounting: Recessed
- Input Power: Up to 41 Watts
- Dimmable: 0-10V Dimming to 10%
- Operating Range: -4°F to 104°F (-20°C to 40°C)
- Lifespan: Estimated L₇₀ Lifetime @ 25°C: > 100,000 hours
- Power Factor: > 0.9
- Total Harmonic Distortion: < 20%
- Limited Warranty: 5-Year*
- Replaces: 2 x F17T8 | 1 x F32T8 (31L), 3 x F17T8 | 2 x F32T8 (37L), 4 x F17T8 | 3 x F32T8 (50L)

FEATURES	BENEFITS	RECOMMENDED USE
<ul style="list-style-type: none"> • Pre-installed driver • White powder coated aluminum frame • Opaque white acrylic lens 	<ul style="list-style-type: none"> • IC Rated for direct contact with insulation • Fits in low-clearance drop ceilings • Fully tested and backed by Cree Lighting 	<ul style="list-style-type: none"> • Offices • Educational & Retail • Commercial & Institutional

ORDERING INFORMATION


Example: C-TR-C-FP14-31L-35K-WH

C-TR	C	FP14			WH	
PRODUCT	SERIES	STYLE	LUMEN PACKAGE	CCT	COLOR	OPTIONS
C-TR	C	FP14 Flat Panel 1'x 4'	31L 3,025 Lumens 25W 37L 3,625 Lumens 29W 50L 5,025 Lumens 41W	35K Warm White (3500K) 40K Neutral White (4000K) 50K Cool White (5000K)	WH White	EB Emergency Battery Back Up - Provides 90 minutes of emergency operation ~1,260 lumens in Emergency Mode - Maximum mounting height 15' (4.6m)

CERTIFICATIONS:



C-TR-C-FP14 Series



SERIES OVERVIEW

DIMENSIONS	PRODUCT WEIGHT	MOUNTING HEIGHT	SPACING
47.75" (1213mm) L x 11.94" (303mm) W x 1.68" (43mm) H (without EB) 47.75" (1213mm) L x 11.94" (303mm) W x 2.88" (73mm) H (w/EB)	5.28 lbs (without EB) 8.80 lbs (w/EB)	8 to 12 feet	8'x 8' - 10'x 10'

FIXTURE SPECIFICATIONS

HOUSING	Durable aluminum construction White polyester powder-coat Sealed, maintenance-free fixture design
LENS ASSEMBLY	Precision engineered acrylic lens and polymethyl methacrylate (PMMA) diffuser prevents hot spots, shadows and glare, while providing uniform illumination
MOUNTING	Recessed Installs into conventional grid ceiling Pre-installed driver Requires minimum 90°C supply conductors

ELECTRICAL PERFORMANCE

OPERATING TEMPERATURE RANGE	ESTIMATED L ₇₀ LIFETIME @ 25°C (77°F)	POWER FACTOR	TOTAL HARMONIC DISTORTION	DIMMABLE
-4°F to 104°F (-20°C to 40°C)	>100,000 Hours	> 0.9	< 20%	0-10V Dimming to 10%

LUMEN PACKAGE	SYSTEM WATTS (120-277V)	CURRENT DRAW (AMPS)			
		120V	208V	240V	277V
31L	25	.21A	.12A	.11A	.10A
37L	29	.25A	.14A	.13A	.11A
50L	41	.36A	.20A	.18A	.15A
31L w/EB	28	.24A	.14A	.12A	.11A
37L w/EB	35	.29A	.17A	.15A	.14A
50L w/EB	45	.39A	.22A	.19A	.17A



 **CA RESIDENTS WARNING:** Cancer and Reproductive Harm –
www.p65warnings.ca.gov

C-TR-C-FP14 Series

WARRANTY & CERTIFICATIONS

WARRANTY	cULus LISTED	DLC
5-Year Limited*	Damp Locations. Designed for indoor use only.	DLC Premium Qualified. Refer to https://www.designlights.org/search/ for most current information.

ACCESSORIES

	<p>SURFACE MOUNT KIT</p> <p>SKU: C-ACC-PSMK14 USE: For use when surface mounting to ceilings ASSEMBLED DIMENSIONS: 47-7/8" L x 11-7/8" W x 2-1/2" H NOTE: For use with C-TR-C-FP series panels only. Not for use with EB units.</p>
	<p>DRYWALL GRID ADAPTER</p> <p>SKU: DGA14-WHT (single-pack) DGA14-WHT-10PK (10-pack) USE: For use when mounting in drywall ceilings</p>

© 2020 Cree Lighting, A company of IDEAL INDUSTRIES. All rights reserved. For informational purposes only. Content is subject to change. Patent www.creelighting.com/patents. C-Lite and the C-Lite logo are registered trademarks of Cree Lighting, A company of IDEAL INDUSTRIES. The UL logo is a registered trademark of UL LLC. The DLC QPL Premium logo is a registered trademark of Efficiency Forward, Inc.

US: creelighting.com, e-conolight.com

Distribution/Sales: 855-617-2733 Customer Service: 888-243-9445

Rev. Date: 11/17/2020

For informational purposes only. Content is subject to change. *See lighting.cree.com/warranty for details

C-LITE
LED LIGHTING