

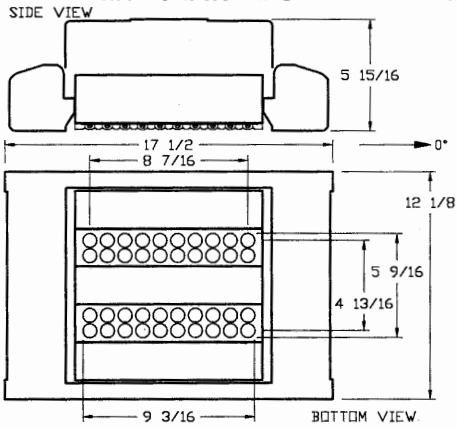


**itl boulder**  
THE LIGHT CENTER OF THE INDUSTRY SINCE 1955

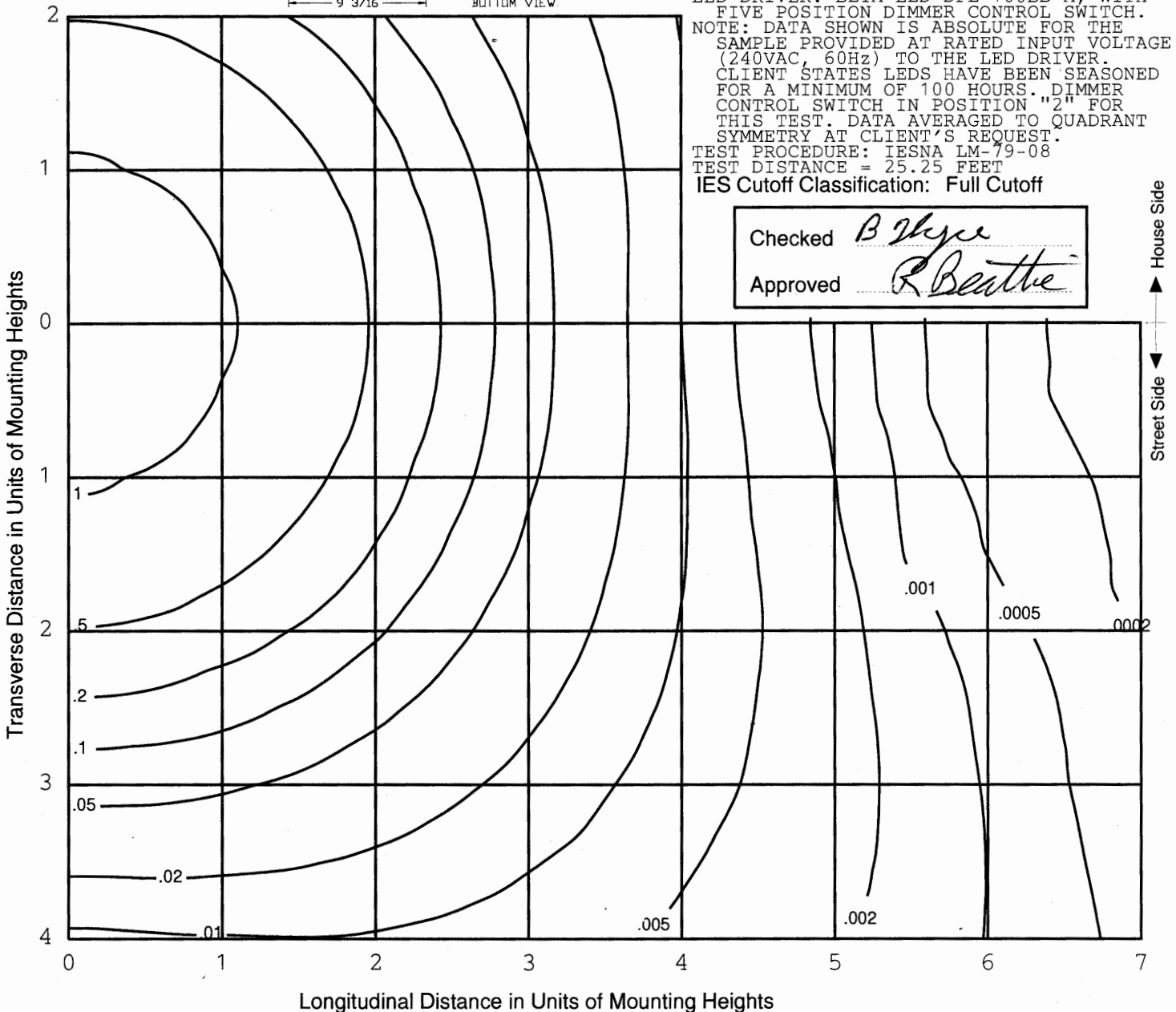
INDEPENDENT TESTING LABORATORIES, INC.  
3386 LONGHORN ROAD, BOULDER, CO 80302 USA

PHONE: (303)442-1255 • FAX: (303)449-5274 • E-MAIL: itl@itlboulder.com • WEBSITE: www.itlboulder.com


**ISOFOOTCANDLE LINES OF HORIZONTAL ILLUMINATION**  
Values based on 20 foot mounting height.



REPORT NUMBER: ITL64566  
DATE: 04/08/10  
PREPARED FOR: BETALED, A DIVISION OF RUUD LIGHTING  
CATALOG NUMBER: PKG-EDG-5S-\*\*-04-D-UL-WH-525 or BXPS0R04D-UCW (525mA)  
LUMINAIRE: EXTRUDED WHITE PAINTED METAL HOUSING WITH CAST WHITE PAINTED METAL END CAPS, FABRICATED WIRE CAGE MOUNTING ASSEMBLY, TWO EXTRUDED FINNED METAL HEAT SINKS, EACH HEAT SINK CONTAINS ONE CIRCUIT BOARD WITH 20 LEDS, CAST WHITE PAINTED METAL TRIM PLATE, ONE CLEAR NON-INTEGRAL PLASTIC LENS BELOW EACH LED. THREE FORMED WHITE PAINTED SOLID METAL TRIM PLATES.  
LAMPS: FORTY WHITE LIGHT EMITTING DIODES (LEDS), VERTICAL BASE-UP POSITION.  
TOTAL INPUT WATTS = 70.4 AT 240.0 VOLTS  
LED DRIVER: BETA LED DPL-100BB A, WITH FIVE POSITION DIMMER CONTROL SWITCH.  
NOTE: DATA SHOWN IS ABSOLUTE FOR THE SAMPLE PROVIDED AT RATED INPUT VOLTAGE (240VAC, 60Hz) TO THE LED DRIVER. CLIENT STATES LEDS HAVE BEEN SEASONED FOR A MINIMUM OF 100 HOURS. DIMMER CONTROL SWITCH IN POSITION "2" FOR THIS TEST. DATA AVERAGED TO QUADRANT SYMMETRY AT CLIENT'S REQUEST.  
TEST PROCEDURE: IESNA LM-79-08  
TEST DISTANCE = 25.25 FEET  
IES Cutoff Classification: Full Cutoff



THIS REPORT IS BASED ON PUBLISHED INDUSTRY PROCEDURES. FIELD PERFORMANCE MAY DIFFER FROM LABORATORY PERFORMANCE.



REPORT NUMBER: ITL64566

DATE: 04/08/10

PREPARED FOR: BETALED, A DIVISION OF  
RUUD LIGHTING

CATALOG NUMBER: PKG-EDG-5S-\*\*-04-D-UL-  
WH-525 or BXPS0R04D-UCW (525mA)

LUMINAIRE: EXTRUDED WHITE PAINTED METAL  
HOUSING WITH CAST WHITE PAINTED METAL  
END CAPS, FABRICATED WIRE CAGE  
MOUNTING ASSEMBLY, TWO EXTRUDED FINNED  
METAL HEAT SINKS, EACH HEAT SINK  
CONTAINS ONE CIRCUIT BOARD WITH 20  
LEDS, CAST WHITE PAINTED METAL TRIM  
PLATE, ONE CLEAR NON-INTEGRAL PLASTIC  
LENS BELOW EACH LED. THREE FORMED  
WHITE PAINTED SOLID METAL TRIM PLATES.

LAMPS: FORTY WHITE LIGHT EMITTING  
DIODES (LEDS), VERTICAL BASE-UP  
POSITION.

TOTAL INPUT WATTS = 70.4 AT 240.0 VOLTS

LED DRIVER: BETA LED DPL-100BB A, WITH  
FIVE POSITION DIMMER CONTROL SWITCH.

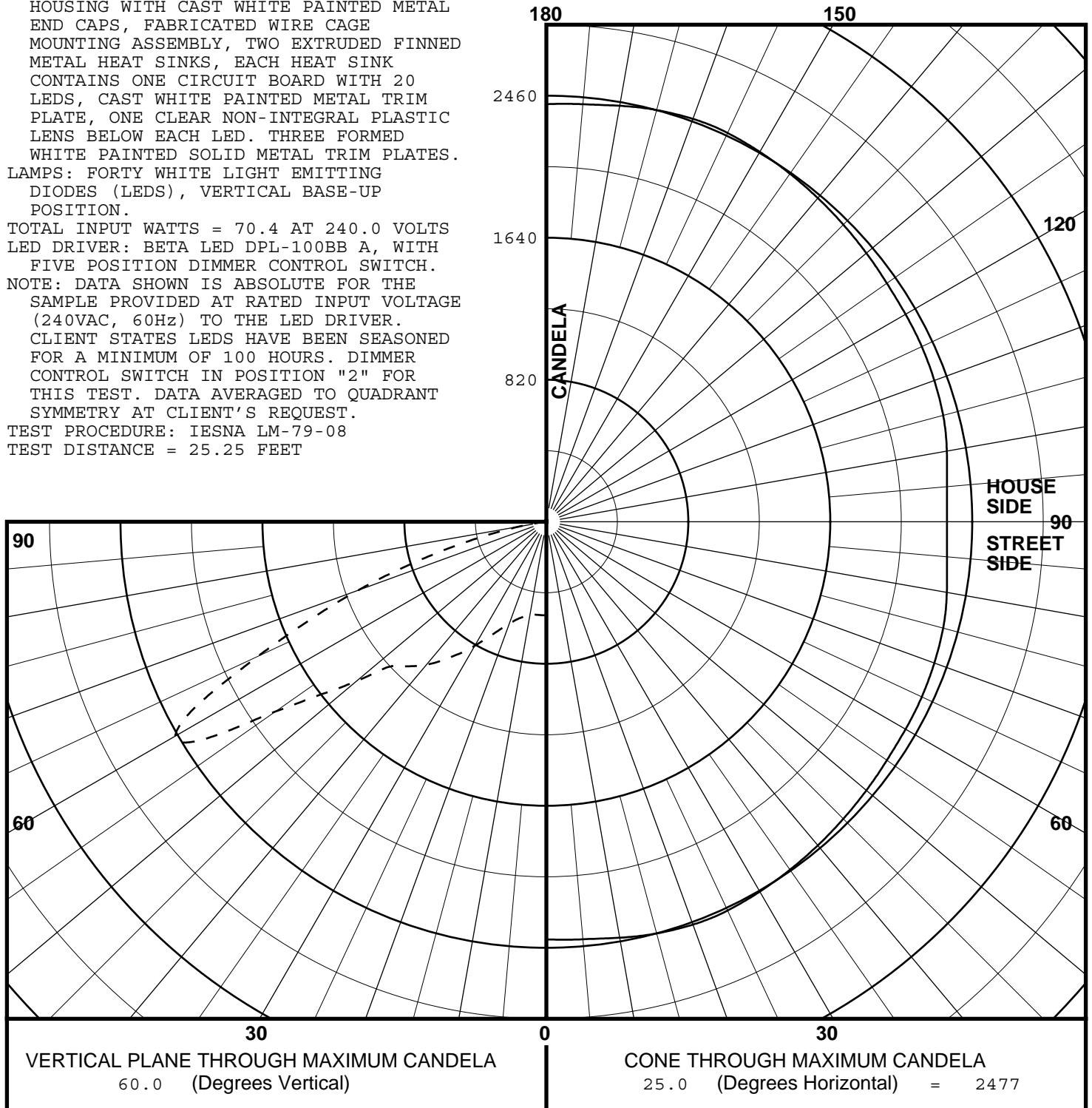
NOTE: DATA SHOWN IS ABSOLUTE FOR THE  
SAMPLE PROVIDED AT RATED INPUT VOLTAGE  
(240VAC, 60Hz) TO THE LED DRIVER.

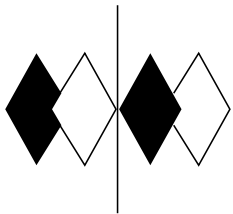
CLIENT STATES LEDES HAVE BEEN SEASONED  
FOR A MINIMUM OF 100 HOURS. DIMMER  
CONTROL SWITCH IN POSITION "2" FOR  
THIS TEST. DATA AVERAGED TO QUADRANT  
SYMMETRY AT CLIENT'S REQUEST.

TEST PROCEDURE: IESNA LM-79-08

TEST DISTANCE = 25.25 FEET

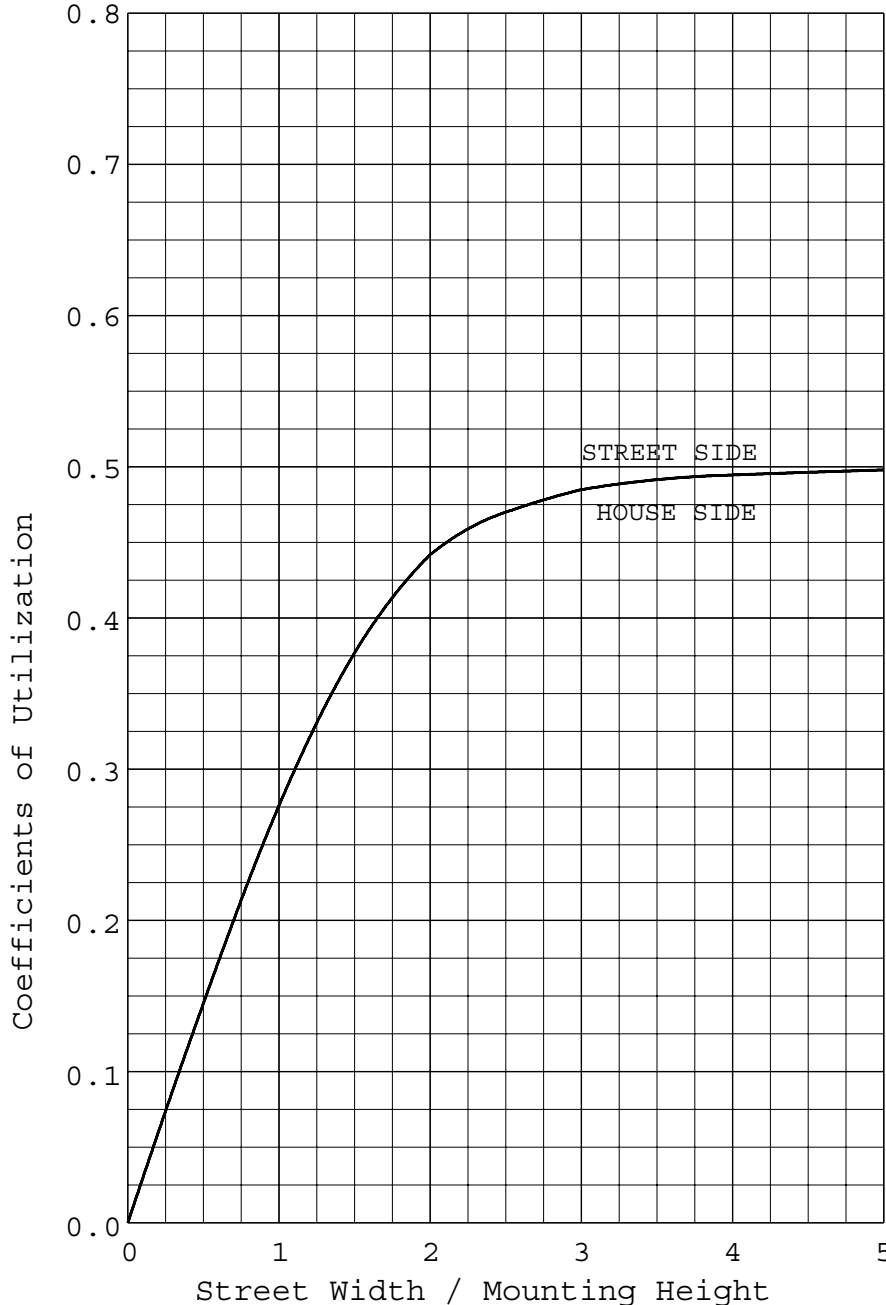
MAXIMUM PLANE AND MAXIMUM CONE PLOTS OF CANDELA





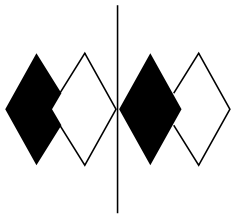
REPORT NUMBER: ITL64566  
 DATE: 04/08/10  
 PREPARED FOR: BETALED, A DIVISION OF RUUD LIGHTING

COEFFICIENTS OF UTILIZATION AND FLUX DISTRIBUTION



	LUMENS	PERCENT OF FIXTURE
DOWNWARD STREET SIDE	3147.	50.0
DOWNWARD HOUSE SIDE	3147.	50.0
DOWNWARD TOTAL	6294.	100.0
UPWARD STREET SIDE	0.	0.0
UPWARD HOUSE SIDE	0.	0.0
UPWARD TOTAL	0.	0.0
TOTAL FLUX	6294.	100.0
EFFICACY = 89.4 Lm/W		

ALL CANDELA AND LUMENS IN THIS REPORT ARE BASED ON ABSOLUTE PHOTOMETRY. THE COEFFICIENT OF UTILIZATION VALUES ARE BASED ON THE TOTAL ABSOLUTE LUMEN OUTPUT OF THIS LUMINAIRE SAMPLE.



**itl boulder**  
THE LIGHT CENTER OF THE INDUSTRY SINCE 1955

INDEPENDENT TESTING LABORATORIES, INC.  
 3386 LONGHORN ROAD, BOULDER, CO 80302 USA

PHONE: (303)442-1255 • FAX: (303)449-5274 • E-MAIL: itl@itlboulder.com • WEBSITE: www.itlboulder.com

REPORT NUMBER: ITL64566  
 DATE: 04/08/10  
 PREPARED FOR: BETALED, A DIVISION OF RUUD LIGHTING


FLUX DISTRIBUTION BY SOLID ANGLE  
 (PER IESNA TM-15-07, LUMINAIRE CLASSIFICATION  
 SYSTEM FOR OUTDOOR LUMINAIRES)

	LUMENS	PERCENT OF FIXTURE
FORWARD LIGHT	3147.	50.0
FL ( 0- 30)		4.4
FM ( 30- 60)		26.1
FH ( 60- 80)		19.1
FVH( 80- 90)		0.4
BACK LIGHT	3147.	50.0
BL ( 0- 30)		4.4
BM ( 30- 60)		26.1
BH ( 60- 80)		19.1
BVH( 80- 90)		0.4
UPLIGHT	0.	0.0
UL ( 90-100)		0.0
UH (100-180)		0.0
TRAPPED LIGHT	0.	0.0
TOTAL FLUX	6294.	100.0

BACKLIGHT, UPLIGHT, AND GLARE (BUG) RATINGS  
 (PER ADDENDUM A FOR IESNA TM-15-07)

BUG RATING: B3 U1 G1	FIRST DETERMINING SECONDARY SOLID ANGLE*	LUMENS
BACKLIGHT RATING: B3	BH	1204.1
UPLIGHT RATING : U1	FVH	22.8
GLARE RATING : G1	FVH	22.8

\* NOTE: OTHER DETERMINING SOLID ANGLES MAY FALL INTO THIS SAME CATEGORY. ONLY THE FIRST DETERMINING ANGLES FROM THE TABLES A1-A3 IN THE ADDENDUM ARE SHOWN.



# itl boulder

THE LIGHT CENTER OF THE INDUSTRY SINCE 1955

INDEPENDENT TESTING LABORATORIES, INC.  
3386 LONGHORN ROAD, BOULDER, CO 80302 USA

PHONE: (303)442-1255 • FAX: (303)449-5274 • E-MAIL: itl@itlboulder.com • WEBSITE: www.itlboulder.com

REPORT NUMBER: ITL64566

DATE: 04/08/10

PREPARED FOR: BETALED, A DIVISION OF RUUD LIGHTING

## CANDELA TABULATION

	LATERAL ANGLE										
	0.0	5.0	15.0	25.0	35.0	45.0	55.0	65.0	75.0	85.0	90.0
	180.0	0.	0.	0.	0.	0.	0.	0.	0.	0.	0.
	175.0	0.	0.	0.	0.	0.	0.	0.	0.	0.	0.
	165.0	0.	0.	0.	0.	0.	0.	0.	0.	0.	0.
	155.0	0.	0.	0.	0.	0.	0.	0.	0.	0.	0.
	145.0	0.	0.	0.	0.	0.	0.	0.	0.	0.	0.
	135.0	0.	0.	0.	0.	0.	0.	0.	0.	0.	0.
	125.0	0.	0.	0.	0.	0.	0.	0.	0.	0.	0.
	115.0	0.	0.	0.	0.	0.	0.	0.	0.	0.	0.
	105.0	0.	0.	0.	0.	0.	0.	0.	0.	0.	0.
	95.0	0.	0.	0.	0.	0.	0.	0.	0.	0.	0.
	92.5	0.	0.	0.	0.	0.	0.	0.	0.	0.	0.
	90.0	0.	0.	0.	0.	0.	0.	0.	0.	0.	0.
	87.5	2.	2.	2.	3.	2.	3.	8.	3.	2.	2.
	85.0	6.	6.	7.	11.	28.	41.	49.	16.	7.	6.
V	82.5	13.	13.	17.	51.	139.	175.	139.	59.	18.	12.
E	80.0	28.	29.	55.	154.	276.	324.	278.	171.	67.	31.
R	77.5	98.	106.	182.	331.	438.	474.	436.	346.	219.	139.
T	75.0	328.	340.	435.	563.	636.	664.	628.	562.	468.	390.
I	72.5	673.	683.	763.	843.	889.	910.	879.	827.	772.	722.
C	70.0	1042.	1051.	1106.	1158.	1203.	1234.	1192.	1139.	1094.	1060.
A	67.5	1431.	1432.	1449.	1477.	1539.	1601.	1534.	1461.	1432.	1420.
L	65.0	1912.	1909.	1871.	1838.	1870.	1918.	1858.	1810.	1822.	1834.
	62.5	2244.	2250.	2257.	2246.	2234.	2214.	2188.	2194.	2192.	2179.
A	60.0<<	2411.	2420.	2461.	2477.	2453.	2426.	2401.	2393.	2373.	2323.
N	57.5	2168.	2179.	2248.	2332.	2399.	2429.	2364.	2267.	2164.	2085.
G	55.0	1765.	1770.	1809.	1910.	2051.	2117.	2030.	1887.	1789.	1743.
L	52.5	1620.	1616.	1623.	1636.	1690.	1724.	1674.	1608.	1571.	1561.
E	50.0	1372.	1372.	1392.	1432.	1493.	1519.	1491.	1435.	1390.	1349.
	47.5	1290.	1287.	1265.	1243.	1261.	1282.	1261.	1238.	1251.	1268.
	45.0	1217.	1215.	1202.	1181.	1168.	1161.	1166.	1183.	1202.	1216.
	42.5	1152.	1149.	1142.	1130.	1125.	1122.	1125.	1134.	1147.	1158.
	40.0	1088.	1086.	1082.	1077.	1075.	1074.	1075.	1079.	1089.	1096.
	37.5	1026.	1025.	1022.	1016.	1014.	1014.	1015.	1019.	1026.	1031.
	35.0	968.	967.	961.	951.	943.	941.	943.	952.	962.	968.
	32.5	904.	902.	897.	890.	880.	876.	880.	889.	898.	903.
	30.0	839.	839.	832.	826.	815.	812.	817.	825.	835.	840.
	25.0	722.	722.	716.	710.	704.	704.	709.	715.	723.	729.
	20.0	629.	627.	626.	626.	626.	628.	629.	631.	634.	636.
	15.0	572.	571.	572.	574.	574.	575.	574.	574.	574.	574.
	10.0	547.	547.	546.	547.	546.	546.	546.	545.	545.	545.
	5.0	539.	539.	538.	540.	539.	539.	539.	538.	538.	538.
	0.0	539.	539.	539.	539.	539.	539.	539.	539.	539.	539.

||  
PLANE OF MAXIMUM CANDELA

CONE OF MAXIMUM CANDELA